



DELUXE BROW GUARD WITH ASPHERICAL POLYCARBONATE FULL FACE SHIELD

MODEL NO: **SSP78.V2, SSP78.V2R**

Thank you for purchasing a Sealey product. Manufactured to a high standard, this product will, if used according to these instructions, and properly maintained, give you years of trouble free performance.

IMPORTANT: PLEASE READ THESE INSTRUCTIONS CAREFULLY. NOTE THE SAFE OPERATIONAL REQUIREMENTS, WARNINGS & CAUTIONS. USE THE PRODUCT CORRECTLY AND WITH CARE FOR THE PURPOSE FOR WHICH IT IS INTENDED. FAILURE TO DO SO MAY CAUSE DAMAGE AND/OR PERSONAL INJURY AND WILL INVALIDATE THE WARRANTY. KEEP THESE INSTRUCTIONS SAFE FOR FUTURE USE.



Refer to instructions

1. SAFETY

- ✓ This face shield is designed for face and eye protection against high speed particles of low energy impact. The visor is designed to be lightweight and comfortable to wear.
- ✓ Use of this face shield is for face and eye protection against low energy impact and splashing liquids.
- ✓ Inspect the face shield frequently as a pitted or scratched face shield reduces vision and therefore should be replaced immediately.
- ✓ When necessary, use identical replacement parts contact your Sealey stockist.
- ✗ **DO NOT** use if any part of the face shield is cracked or broken.
- ✗ **DO NOT** place this product on a hot surface.
- ✗ **DO NOT** use this face shield for protection against fine dust, gas, ultra violet or infra red radiation, ionising radiation, liquids under pressure or other severe hazards.
- ✗ **DO NOT** use this face shield against heavy impact hazards, the lens is breakable.
- ✗ **DO NOT** use this face shield for welding, laser cutting or grinding.

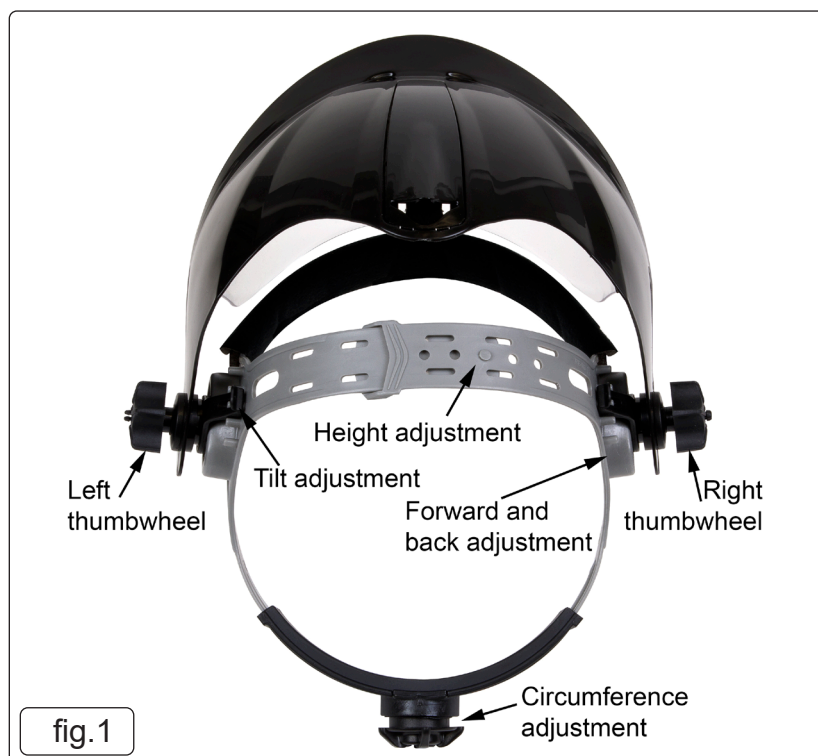
2. INTRODUCTION

Ratchet adjustable headband with front and back padding for extra comfort. Polycarbonate visor for increased protection, stability and durability. Stepped angle adjustment on visor which simply flips up out of the way when not in use. Can be used with standard glasses. Premium quality for automotive, agricultural and industrial applications. Conforms to BS EN 166.

3. SPECIFICATION

MODEL NO:..... **SSP78.V2**
Consumable Parts: SSP78.V2R - Replacement Visor
Lens Type: Clear

4. ADJUSTING THE MASK

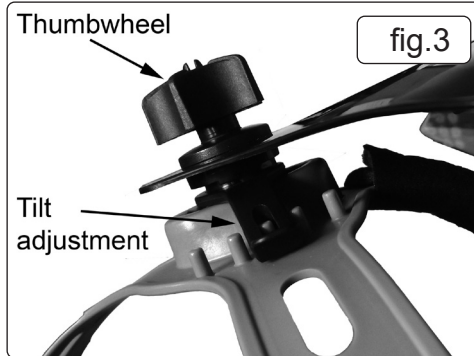



4.1. ADJUSTING THE FIT OF THE HELMET (SEE FIG.1)

- 4.1.1. The circumference of the headband is adjusted by turning the wheel on the rear.
- 4.1.2. The two top straps can also be adjusted by releasing the pin from the top strap and adjusting as required.
- 4.1.3. The distance between the headband assembly and the helmet can be adjusted by undoing the external thumbwheels both sides and sliding the headband assembly forwards or backwards, as required. Re-tighten the thumbwheels. (See figs.1 and 2.)
- 4.1.4. Test the fit of the helmet by lifting it up and closing it a few times whilst wearing it. If the headband moves whilst tilting, readjust it until it is stable.

4.2. ADJUSTING THE HELMET TILT (SEE FIG.3)

- 4.2.1. If the visor is too low when the helmet is in the lowered position, adjust the tilt of the helmet in relation to the headband.
- 4.2.2. Referring to fig.2, loosen the external thumbwheels and lift the tab up to move it to make the helmet tilt up further or to tilt down further. Then re-tighten the external thumbwheels.



5. MAINTENANCE

5.1. CHANGING THE VISOR

- 5.1.1. Release the stud from the body of the brow guard (fig.4).
- 5.1.2. Release the two clips from under the vent (fig.5).
- 5.1.3. The visor will swivel on the two visor pegs and can be gently pulled free from the body of the brow guard (fig.6).
- 5.1.4. To install the new visor reverse the above process.


5.2. CLEANING AND DISINFECTION

× DO NOT use abrasive materials.

- 5.3. Materials used: lens PC, frame for face shield PA, frame cover plate PC, headgear PE.
- 5.3.1. The face shield can be cleaned with soap and warm water, or with ordinary household disinfectant.
- 5.3.2. The lens is not scratch resistant. Be very careful when wiping, keep this to a minimum and use a soft, non-friction cloth.

5.4. INSPECTION

- 5.4.1. Eye-protectors should be periodically inspected and cleaned. If it is damaged, pitted or anything that seriously affects the vision through it, the lens/faceguard must be replaced.



6. STORAGE

- 6.1. Good storage conditions are very important for the service life of face shield. It should be stored at temperatures higher than 5°C and lower than 40°C and 90% relative humidity. It should be kept away from solvents, solvent vapours or any corrosive materials, because the protection effect of face shield may be seriously reduced.
- 6.2. It is recommended that you put it in a protective bag or box when not in use and store them in a safe place.
- 6.3. Product life 2 years.



ENVIRONMENT PROTECTION

Recycle unwanted materials instead of disposing of them as waste. All tools, accessories and packaging should be sorted, taken to a recycling centre and disposed of in a manner which is compatible with the environment. When the product becomes completely unserviceable and requires disposal, drain any fluids (if applicable) into approved containers and dispose of the product and fluids according to local regulations.

Note: It is our policy to continually improve products and as such we reserve the right to alter data, specifications and component parts without prior notice. Please note that other versions of this product are available. If you require documentation for alternative versions, please email or call our technical team on technical@sealey.co.uk or 01284 757505.

Important: No Liability is accepted for incorrect use of this product.

Warranty: Guarantee is 12 months from purchase date, proof of which is required for any claim.

Sealey Group, Kempson Way, Suffolk Business Park, Bury St Edmunds, Suffolk. IP32 7AR



01284 757500



01284 703534



sales@sealey.co.uk



www.sealey.co.uk