

RUBBER PAINT

RUBBER

comp®

www.rubbercomp.com



Durable coating
EASY to undress!




CAR-REP®
automotive products

www.car-rep.fi



RUBBERcomp® RUBBER

RUBBERcomp® is a multi-purpose, air drying specialty rubber coating, which makes weather and abrasion-resistant layer. It can be easily applied by dipping, brushing or spraying. It protects coated items against moisture, abrasion, corrosion, skidding / slipping and provides a comfortable, controlled grip.



Matt Black	Neon orange semigloss	Camo brown matt
Black semigloss	Neon green semigloss	Camo green matt
White semigloss	Neon red semigloss	Camo beige matt
Transparent matt	Red semigloss	Yellow semigloss
Transparent high gloss	Gun metall grey semigloss	Blue semigloss
Smoke semigloss	Silver wheel high gloss	Thinner 450ml, 800ml

Storage:

36 months (= +10 °C - +25 °C, relative humidity max. of 60 %)

Pack sizes

aerosol: 400 ml

liquid: 250 ml, 1 liter, 3 liter

thinner: 450, 800 ml

Smell: solvent

Color: see the package labeling

Please visit www.rubbercomp.com for precise technical data

APPLICATION AREAS AND BENEFITS

Metal: improved wear resistance, corrosion resistance, vibration reduction, sound damping.

Wood: seals and prevents cracking.

Glass: improves shatter-proof features

Textiles and ropes: weatherproofs, prevents rotting and fraying.

Plastics: forms an elastic, resistant layer.

Rubber: forms an elastic, resistant layer.

Paper and cardboard: provides a weatherproof, tear resistant layer



RUBBERcomp® remains flexible and stretchy over time, and will not crack or become brittle in extreme weather conditions. It has been tested and proven in temperatures from -30°C to $+90^{\circ}\text{C}$. Easy to peel off. Around four paint layers needed for adequate film thickness.

After the layer has dried, it is easy to remove by peeling off the rubber layer from the surface.



INSTRUCTIONS:



CLEAN
OBJECT



SHAKE
3 MIN.



SPRAY
← 20CM →



SPRAY
SEVERAL
LAYERS



CLEAN
AFTER USE

1. Do not apply on surfaces painted with 1-component paints. ALWAYS PERFORM A TEST PAINTING ON AN UN-VISIBLE AREA FIRST and make sure, that RUBBERcomp® will not react with the previous layer. Wash and clean the surface oil, grease dirt and other impurities.

2. Shake the aerosol can or mix the liquid paint well before use. Note that in spray application several layers are needed to create enough film thickness and endurance.

3. Spray in a clean sweeping motion, making sure to hold the can at distance of 15cm to 20cm from the object.

4. We recommend at least four layers. For car recoating, we recommend 6 layers. Let dry for around 15 minutes in between the layers until previous layer is mattening and is dust dry.

5. Check and clean the nozzle regularly to prevent coating drops appear on the nozzle.



Please visit www.rubbercomp.com
for more instructions and videos.



INSTRUCTIONS FOR PAINT GUN USE:

Dilute 1l paint with 450ml thinner, margin $\pm 5\%$. Mix well before use. We recommend electric paint gun. **Electric paint guns** are faster in use, create thicker paint layers and dust less. Adjustment depending on type. For **pneumatic paint guns** use compressor pressure 2.5 bar max and nozzle 1.5 - 2.5 mm. Apply a minimum of 6 layers.



BRUSH APPLICATION

Apply a thick, even surface. We recommend apply of at least two layers. Let the previous layer dry for at least 4 hours.

WOODEN SURFACES

We do not recommend apply direct on wood as color paste penetration might cause surface coloring. In any case apply first transparent layer to protect surface from coloring.

DRYING

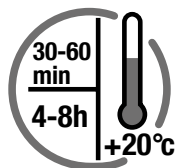
Drying time (at $+20^{\circ}\text{C}$, 50% relative air humidity):

Dust dry: 10-20 minutes / layer

Touch dry: 30-60 minutes

Completely dry: 4-8 hours


Total hardness: 48 hours



Drying time depends on film thickness and we recommend drying overnight. Drying times in cold temperatures can be longer and applying in cold temperatures might affect the film quality. Thick film can demand a longer time to cure. Final hardness of the coating will be achieved after approximately 2 days.

Before applying RUBBERcomp® thoroughly wash all surfaces that are being coated and ensure all tar spots or any other impurities are removed.





VERSATILE RUBBERcomp® - APPLICATION EXAMPLES

This list is generated by listing ideas of a consumer survey how to use RUBBERcomp®. The purpose of the list is only to generate ideas, not to give any statement on what RUBBERcomp® products can be used. There are thousands of ideas for the use of RUBBERcomp®. Maston Oy has not tested the suitability of these ideas and does not take any responsibility of using the product as described in the list.

If the item is already painted earlier, always test RUBBERcomp® first on invisible surface of the item or similar surface. Certain types of paint may react with RUBBERcomp® solvents, causing surface boiling or cracking. RUBBERcomp® layer can be applied on all painted surfaces, painted with Maston paints, after paint has dried at least one week.

CARS, MOPEDS, MOTORCYCLES AND OTHER VEHICLES

- Complete vehicle overcoat on the desired color
- Protection and painting of the wheels to the desired color
- Bumper protection from scratches, for instance by the trunk
- Loudspeaker membrane repair
- Throttle, brake, and clutch lever coating
- Mopeds and motorcycles handlebar coatings
- Electrical parts waterproofing
- Electrical terminal protection
- Car chassis stone chip protection
- Wheel case protection
- Covering cracks on rubber parts
- Covering and sealing wires
- Tool handles anti-slip protection
- Sound damping and vibration isolation



BOATS AND WATER SPORTS

- Coating of seats
- Deck cover and tarps protection and fixing
- Deck and surface protection from scratching
- Light boat and canoe keel protection
- Covering cracks
- Ropes protection
- Improved grip on ropes
- Fishing weights protection
- Making transport racks anti-scratch
- Clothing waterproofing
- Rubber boots repair



SPORTS

- Grip promotion on versatile rackets and sticks
- Surface protection on easy cracking materials
- Weapons surface protection
- Electrical equipment, transmitters, etc. water-proofing
- Waterproof coating on textiles
- Making seams and joints waterproof



ELECTRICAL ITEMS (direct current) AND ELECTRONICS

- Joints protection
- PCB Protection
- RC-cars and similar electronics protection
- Terminal protection
- Vibration protection
- Switches, insulation and coloring



HOBBIES AND HANDICRAFTS

- Coating of dry flowers
- Small crack repair
- Flower pots coating
- Templates painting
- Garden tools handles, coating
- Carpets anti-slip
- Garment and textile waterproofing
- Sneaker and slipper anti-slip and waterproof
- R/C cars servos
- Masking
- Iron wire protection used in handicrafts
- The protection and coloring of ropes
- Paper and cardboard coloring and waterproofing
- Joints isolation
- Coloring and bending flexible material
- Scissors, tweezers and hand tools surfaces
- Painting of rocks and concrete objects



HOME AND GARDEN

- Roof sealing
- Gutter Sealing
- Sealing roof drains and other joints
- Making outdoor terrace textiles waterproof
- Keys handle and key ring marking
- Coloring pots of different material, color can be changed
- Laminating glass coatings shatterproof
- Pools waterproofing
- Garden hose nozzles grip improvement and coloring
- Long-term storage protective film
- Applying protective layers against scratches
- Dumbbell grip increase and hit dumping
- Children's toys coating
- Play equipment coating
- Coating rackets, play instruments
- Basket coating
- Aquariums sealing
- Sharp edges covering
- Covering metallic nets



RUBBER PAINT

RUBBER

comp®

www.rubbercomp.com



Manufactured by: Maston Oy
Teollisuustie 10, FI-02880 Veikkola, FINLAND
Tel. +358 20 7188 580, Fax +358 20 7188 599
www.maston.fi • maston@maston.fi

CMCR218ENG

