



3/4"SQ DRIVE TORQUE WRENCH MICROMETER STYLE 160-800NM - CALIBRATED

MODEL NO: **STW907**

Thank you for purchasing a Sealey product. Manufactured to a high standard, this product will, if used according to these instructions, and properly maintained, give you years of trouble free performance.

IMPORTANT: PLEASE READ THESE INSTRUCTIONS CAREFULLY. NOTE THE SAFE OPERATIONAL REQUIREMENTS, WARNINGS & CAUTIONS. USE THE PRODUCT CORRECTLY AND WITH CARE FOR THE PURPOSE FOR WHICH IT IS INTENDED. FAILURE TO DO SO MAY CAUSE DAMAGE AND/OR PERSONAL INJURY AND WILL INVALIDATE THE WARRANTY. KEEP THESE INSTRUCTIONS SAFE FOR FUTURE USE.



Refer to instructions

1. SAFETY

- ✓ Ensure all workshop safety rules, regulations, and conditions are complied with when using torque wrench.
- ✓ Maintain the wrench in good condition and replace any damaged or worn parts. Use genuine parts only. Non-authorized parts may be dangerous and will invalidate the warranty.
- ✓ The wrench is a precision tool, **DO NOT** abuse it.
- ✓ Maintain correct balance and footing. Ensure the floor is not slippery and wear non-slip shoes.
- ✓ Keep children and unauthorised persons away from the working area.
- ☐ **WARNING! DO NOT** use the wrench if damaged or thought to be faulty. (Contact Service Agent).
- ✗ **DO NOT** drop or throw the wrench.
- ✗ **DO NOT** use wrench unless you have been instructed in its use by a qualified person.
- ✗ **DO NOT** use any cleaner which might affect the high pressure grease with which the wrench is packed.
- ✓ After use adjust to lowest torque setting (but not below), clean and store in a safe, dry, childproof location.

2. INTRODUCTION

Flip reverse Chrome Vanadium steel ratchet heads with smooth action mechanism. Scale graduated in Nm and lb.ft. Calibration tolerance in accordance with BS EN ISO 6789-1:2017. Wrenches are individually tested to standards with ±4% accuracy and each wrench is issued with an individually numbered test certificate. Aluminium knurled handles for comfort and control. Supplied in an EVA tray.

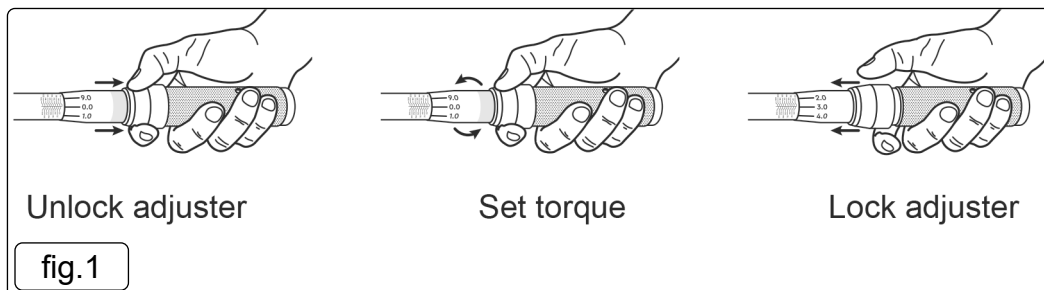
3. SPECIFICATION

Model No:..... STW907
 Drive: 3/4" Sq Drive
 Length: 1210mm
 Range: 160-800Nm (118.1-590.4lb.ft)

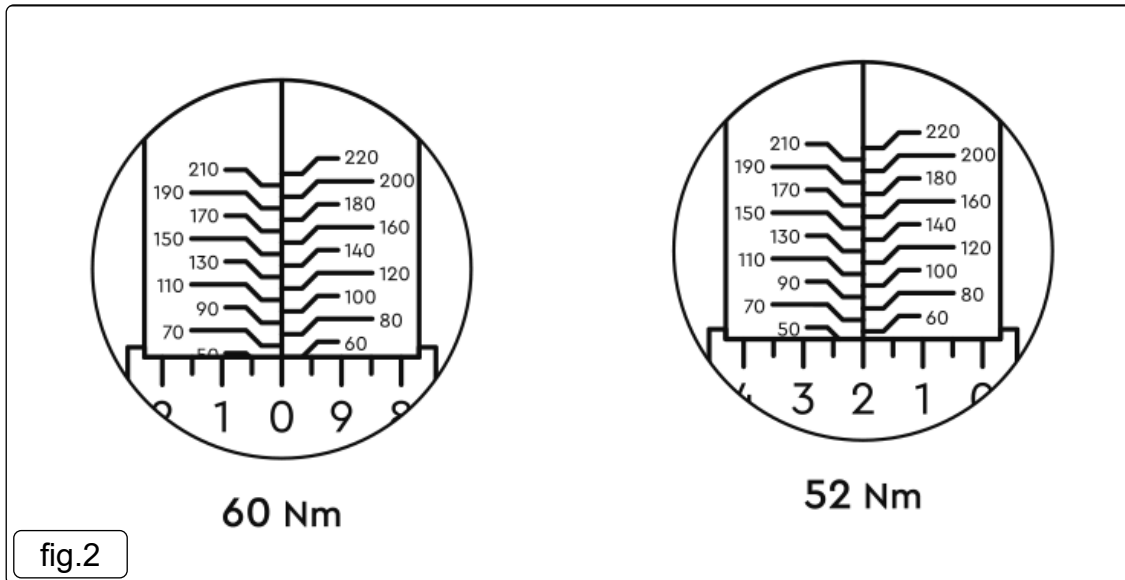
4. OPERATION

4.1. PREPARING TO SET TORQUE (fig.1)

4.1.1. Release torque adjuster by sliding the collar backwards. Set torque (see 4.2) and then lock in place by sliding the collar forwards.



4.2. SETTING TORQUE VALUE (fig.1, fig.2)




- 4.2.1. With the adjuster unlocked (fig.1), rotate the handle to reach the main scale value i.e. 60 Nm (fig.2) aligned with collar value 0.
 - 4.2.2. To set the torque to more discrete values i.e. 52 Nm (fig.2) align main scale to 50 and then rotate collar value to 2 (fig.2).
 - 4.2.3. Once the torque value is set, slide the locking ring forward to lock adjuster in position.
 - 4.2.4. When tightening the nut/bolt you will feel and hear the wrench mechanism click when the set torque is reached. Immediately stop applying force to wrench to avoid overtightening nut/bolt. Wrench will reset ready for next application.
- NOTE:** If the wrench has not been used for some time, operate it a few times, at a low setting, to ensure all internal parts are coated in grease.

5. RE-CERTIFICATION

- 5.1. Unless otherwise stipulated, and to ensure continued accuracy of the torque tool, a period of 12 months, or 5,000 cycles (whichever occurs first), may be taken as default values for the interval between calibration checks. This calibration check should also be carried out if the torque tool has been subjected to an impact, has been misused, or the readings are suspect. Jack Sealey Ltd have up-to-date calibration checking equipment, certified to international standards, to carry out this service.




Parts support is available for this product. Please email sales@sealey.co.uk or telephone 01284 757500

 **ENVIRONMENT PROTECTION**
 Recycle unwanted materials instead of disposing of them as waste. All tools, accessories and packaging should be sorted, taken to a recycling centre and disposed of in a manner which is compatible with the environment. When the product becomes completely unserviceable and requires disposal, drain any fluids (if applicable) into approved containers and dispose of the product and fluids according to local regulations.



REGISTER YOUR PURCHASE HERE

Note: It is our policy to continually improve products and as such we reserve the right to alter data, specifications and component parts without prior notice.
Important: No Liability is accepted for incorrect use of this product.
Warranty: Lifetime guarantee. Proof of which is required for any claim.

Sealey Group, Kempson Way, Suffolk Business Park, Bury St Edmunds, Suffolk. IP32 7AR
 01284 757500  sales@sealey.co.uk  www.sealey.co.uk



TORQUE TOOL CALIBRATION CERTIFICATE

Declaration of Conformance
(in accordance with BS EN ISO 6789-1:2017)¹

Test machine type/name	TORQUE TESTER
Test machine serial No.	36287
Test machine calibration date	29/05/2023
Measurement error ²	±1%

Measurement uncertainty	0.20%
Ambient temperature	26°C
Humidity	52%
Test units: (Nm, lbf.ft, etc)	Nm

1		Min Torque:	160	Clockwise					
		Max torque:	800						
Test %	Test Load	Tolerance ± 4 % of Test Load		Completed test reading ³					
		Min	Max	1	2	3	4	5	Average
20%	160	153.60	166.40						
60%	480	460.80	499.20						
100%	800	768.00	832.00						

2		Min Torque:		Anti-clockwise (This part 2 to be completed only where applicable)					
		Max torque:							
Test %	Test Load	Tolerance ± 4 % of Test Load		Completed test reading ³					
		Min	Max	1	2	3	4	5	Average
20%	0	0.00	0.00						
60%	0	0.00	0.00						
100%	0	0.00	0.00						

Tool Model Number	STW907
Tool Serial Number	
Tested by (print name)	
Date of test ⁴	

Notes: ¹ Testing is in compliance with International Standard procedures, with test equipment calibrated by a laboratory traceable to International Standards.
² Measurement error shall be less than ¼ of the maximum permissible relative deviation of the torque tool.
³ The observed values fall within the maximum permissible deviation (tolerance). For tools with a flexible head, the result is valid only if the measuring axis is perpendicular to the axis of the tool.
⁴ This Sealey Declaration of Conformance is issued at the time of manufacture and its validity is open ended until the torque tool is used for the first time. Unless otherwise stipulated, a period of 12 months, or 5,000 cycles, whichever occurs first, may be taken as default values for the interval between calibration checks. This period starts after first use of the torque tool. (BS EN ISO 6789-1:2017, clause 5.3 refers).