



BENCH MOUNTING MAGNIFYING WORKLIGHT 12W SMD LED

MODEL NO: **WL483D.V2**

Thank you for purchasing a Sealey product. Manufactured to a high standard, this product will, if used according to these instructions, and properly maintained, give you years of trouble free performance.

IMPORTANT: PLEASE READ THESE INSTRUCTIONS CAREFULLY. NOTE THE SAFE OPERATIONAL REQUIREMENTS, WARNINGS & CAUTIONS. USE THE PRODUCT CORRECTLY AND WITH CARE FOR THE PURPOSE FOR WHICH IT IS INTENDED. FAILURE TO DO SO MAY CAUSE DAMAGE AND/OR PERSONAL INJURY AND WILL INVALIDATE THE WARRANTY. KEEP THESE INSTRUCTIONS SAFE FOR FUTURE USE.



Refer to instruction manual

1. SAFETY

1.1. ELECTRICAL SAFETY

- ❑ **WARNING!** It is the user's responsibility to check the following:
You must check the Power Adaptor to ensure that it is safe before using.
You must ensure the risk of electric shock is minimised by the installation of appropriate safety devices. An RCCB (Residual Current Circuit Breaker) should be incorporated in the main distribution board.
We recommend that an RCD (Residual Current Device) is used with all electrical products. It is particularly important to use an RCD with portable products that plug into an electrical supply not protected by an RCCB. If in doubt consult a qualified electrician. You can obtain a Residual Current Device through your Sealey stockist. You must read and understand instructions concerning electrical safety.
The Electricity At Work Act 1989 requires all portable electrical appliances, if used on business premises, to be tested by a qualified person, using a Portable Appliance Tester (PAT), at least once a year.
The Health & Safety at Work Act 1974 makes owners of electrical appliances responsible for the safe condition of the appliance and the safety of the appliance operator. If in any doubt about electrical safety, contact a qualified electrician.
- ✓ Ensure that the insulation on all cables and the product itself is safe before connecting to the mains power supply.
- ✓ Ensure that cables are always protected against short circuit and overload.

2. INTRODUCTION

Powerful 3 dioptre 120mm precision lens gives high quality magnifying capabilities. Features 48 SMD LEDs to illuminate the object for improved detailed work. Multi-position swing arm allows simple positioning of lamp to suit task. Features a G-clamp base to secure to a workbench or table. Ideal for electrical engineers, engravers and fine detail work. Supplied with BS power adaptor.

3. SPECIFICATION

Model No:.....**WL483D.V2**
LED Type SMD
Supply:..... 12V DC Transformer 230V~50Hz

4. OPERATION

4.1. MOUNTING

- 4.1.1. Fix the clamp to a secure surface. See fig.1.
- 4.1.2. Lower the work light assembly into the clamp, use two hands to prevent the lamp moving during this operation.
- 4.1.3. Turn on/off using the switch on top. See fig.2.
- 4.1.4. Adjust by loosening/tightening the head clamp. See fig.3.
NOTE: Be aware of the effect of using the lamp close to a window/door where it could be in direct sunlight.
- 4.1.5. Connect the Power adapter lead into the flying lead at the base of the unit.
- 4.1.6. Remember to close the lid on top whilst it is not in use.




fig.1





fig.2

fig.3



WEEE REGULATIONS

Dispose of this product at the end of its working life in compliance with the EU Directive on Waste Electrical and Electronic Equipment (WEEE). When the product is no longer required, it must be disposed of in an environmentally protective way. Contact your local solid waste authority for recycling information.



ENVIRONMENT PROTECTION

Recycle unwanted materials instead of disposing of them as waste. All tools, accessories and packaging should be sorted, taken to a recycling centre and disposed of in a manner which is compatible with the environment. When the product becomes completely unserviceable and requires disposal, drain any fluids (if applicable) into approved containers and dispose of the product and fluids according to local regulations.

Note: It is our policy to continually improve products and as such we reserve the right to alter data, specifications and component parts without prior notice. Please note that other versions of this product are available. If you require documentation for alternative versions, please email or call our technical team on technical@sealey.co.uk or 01284 757505.

Important: No Liability is accepted for incorrect use of this product.

Warranty: Guarantee is 12 months from purchase date, proof of which is required for any claim.

Sealey Group, Kempson Way, Suffolk Business Park, Bury St Edmunds, Suffolk. IP32 7AR



01284 757500



sales@sealey.co.uk



www.sealey.co.uk



REGISTER YOUR PURCHASE HERE